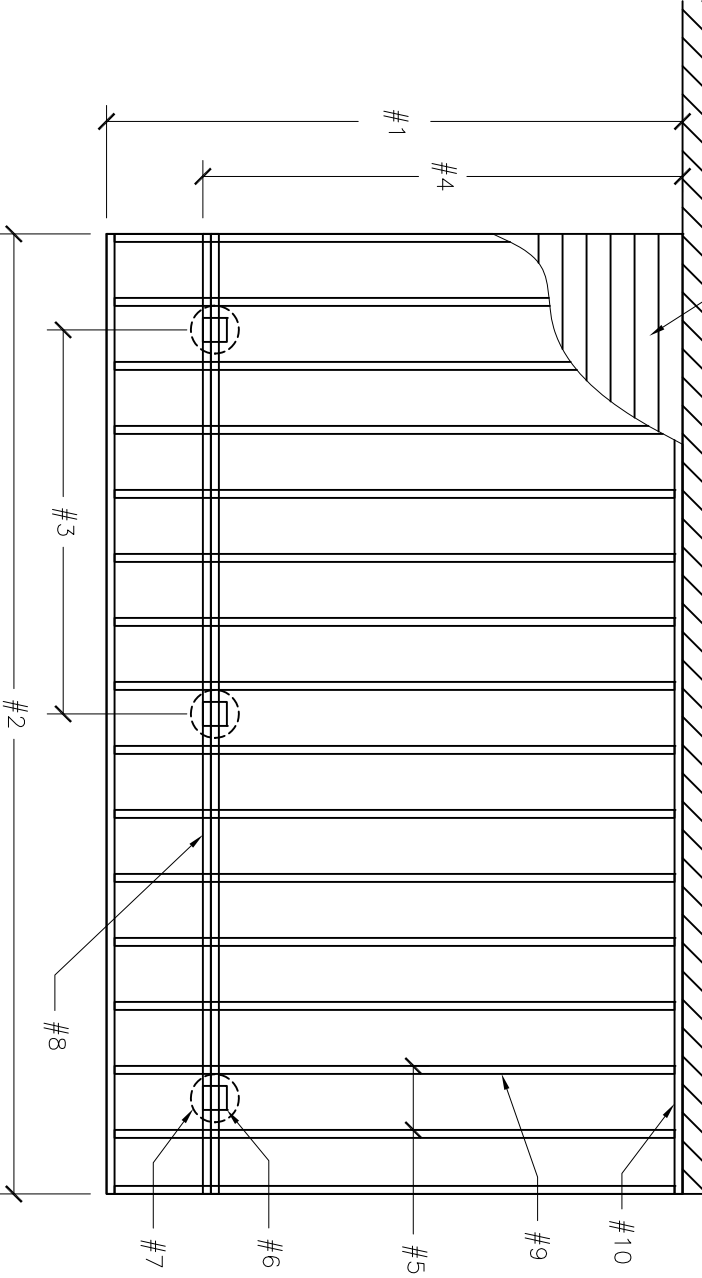
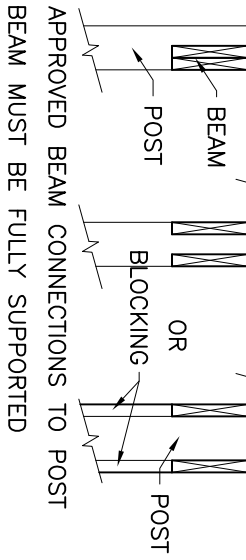


# EXISTING STRUCTURE

IF DECK IS SUPPORTED BY STRUCTURE, LEDGER MUST BE SECURED PER IRC SECTION 501.2.2.2



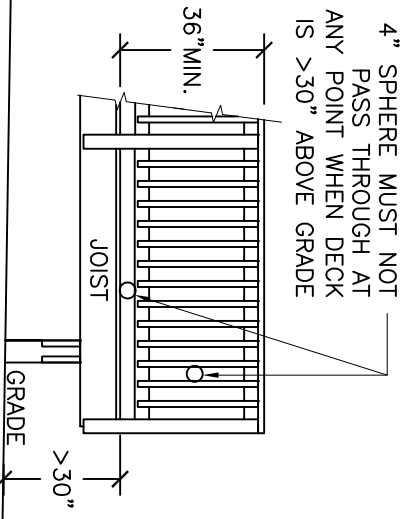
## PLAN VIEW



THE FOLLOWING INFORMATION IS REQUIRED TO BE SUBMITTED WITH A BUILDING PERMIT APPLICATION FOR A WOOD DECK. THIS DRAWING MAY BE SUBSTITUTED WITH OTHER DRAWINGS. IF DECK HAS MULTIPLE DIMENSIONS, PLEASE SHOW CONFIGURATION ON THE PLOT PLAN OR OTHER DRAWING.

- REFER TO CORRESPONDING NUMBERS ON DWG.
- 1 LENGTH \_\_\_\_\_
  - 2 WIDTH \_\_\_\_\_
  - 3 DIMENSION BTW POSTS \_\_\_\_\_ QTY: \_\_\_\_\_
  - 4 DIMENSION TO BEAM(S) \_\_\_\_\_
  - 5 JOIST SPACING \_\_\_\_\_
  - 6 POST SIZE \_\_\_\_" X \_\_\_\_"
  - 7 CONC. FOOTING \_\_\_\_" DIA. X \_\_\_\_" DEEP
  - 8 BEAM SIZE (DBL) \_\_\_\_" X \_\_\_\_"
  - 9 JOIST SIZE \_\_\_\_" X \_\_\_\_"
  - 10 LEDGER BOARD \_\_\_\_" X \_\_\_\_"
  - 11 DECKING BOARDS \_\_\_\_" X \_\_\_\_"

OTHER NOTES OF IMPORTANCE: POSTS MUST BE ANCHORED TO FOOTING TO PREVENT UPLIFT



## SAMPLE GUARD DRAWING

APPLICANT: \_\_\_\_\_

SITE ADDRESS: \_\_\_\_\_

DRAWING # WD-OI SCALE: 1/4" = 1'-0"